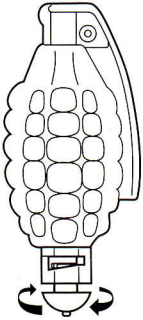
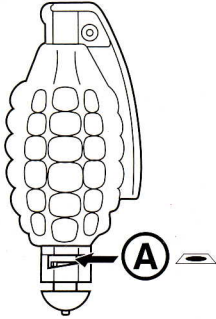


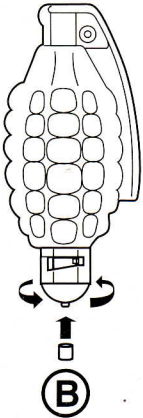
# INSTRUCTIONS



**FOR USE WITH ROLL CAPS:  
TWIST BOTTOM OF GRENADE TO  
LOWER THE HAMMER.**



**PLACE A SINGLE ROLL CAP  
IN SPACE (A) AS SHOWN.  
TWIST BOTTOM OF GRENADE  
BACK TO RAISE THE HAMMER.**



**FOR USE WITH DISC OR STRIP CAPS:  
PLACE A SINGLE CAP ON THE "NOSE"  
AS SHOWN.**

#### IMPORTANT

DO NOT THROW ON HARD SURFACE.

#### CAUTION


USE ONLY ONE CAP AT A TIME.  
DO NOT USE WITH MORE THAN ONE CAP.

#### SAFETY INSTRUCTIONS

##### WARNING:

CAPS AND TOY GUNS MAY BE HAZARDOUS IF MISUSED.  
THESE SHOULD ONLY BE USED UNDER ADULT SUPERVISION.  
DO NOT FIRE INDOORS. DO NOT FIRE NEAR EYES,  
EARS OR BODY. DO NOT CARRY CAPS LOOSE IN A POCKET.  
EACH CAP CONTAINS LESS THAN 0.02 GRAINS OF POWDER.

**MADE IN TAIWAN**



*Imperial* TOY CORPORATION   
LOS ANGELES, CALIF. 90021  
DISTRIBUTED IN GREAT BRITAIN BY:  
TITAN TOYS INT. LTD. HEMEL HEMPSTEAD HP3 9RW.  
KEEP THIS ADDRESS FOR REFERENCE.  
© 1997 IMPERIAL TOY CORPORATION

HOME OF **Buddy L** TOYS  
ACRILESS



TO HELP PRESERVE OUR NATURAL RESOURCES,  
THIS PACKAGE IS MADE OF RECYCLED PAPER.

CHECK OUT OUR WEBSITE:  
[imperialtoy.com](http://imperialtoy.com)

6" X 9"  
15.2cm X 22.8cm

**NO.7937**