

Instructions

Get Ready to Take on the Wild West!



SMOK'N BARREL REPLICA SERIES BATTERY OPERATED SMOKE & SOUND DOUBLE BARREL SHOTGUN



Smoke Oil Bottle Stores In Butt Stock Of Shotgun

IMPORTANT SAFETY FEATURE:

Shotgun will automatically SHUT OFF AFTER 5 MINUTES of use! When LED light goes OUT/OFF press ON/OFF button twice to reset smoke feature. LED light will glow RED indicating Smoke is working.

Smoke Oil Ingredients:

- Water
- Glycerin
- Sodium Benzenesulfonate


Caution: This product can be mistaken for a real firearm by law enforcement officers or others. Altering the coloring or markings on this item to make this item look like a real firearm is dangerous and may be a crime, and brandishing or displaying such an altered item in public may cause confusion, may be a crime and can be dangerous.

COLORS AND STYLES MAY VARY

Become a legend of your own with
Legends of the Wild West[®]
Replica Series Cap Pistols!


BATTERIES:

FOR THE SMOKE FEATURE



Smok' N Barrel Shotgun requires 4 - "AA" batteries for the SMOKE feature. (NOT INCLUDED)

FOR THE SOUND FEATURE




Smok' N Barrel Shotgun requires 2 - "AA" batteries for the SOUND feature. (INCLUDED for STORE DEMO only. Please replace after purchase.)

OIL FILLING - DO NOT OVER FILL!



Locate oil cap on top of shotgun barrel. Lift up and turn cap.



Slowly place 8 to 10 drops of LWV SMOKE OIL into opening of Shotgun. Turn cap back and firmly press down to seal. DO NOT repeat this step until SMOKE is no longer visible.

LOADING SHOTGUN SHELLS "BREAK OPEN BREECH LOADING"



1) Hold shotgun with one hand. Pointing shotgun upwards, with your free hand press buttons on the right and left side of shotgun at the same time.



2) Shell Chamber will open. Place one shell in each chamber and close shotgun.

ACTIVATING SMOKE AND SOUND FEATURES




3) Press button on left side of shotgun. Red LED light will appear. Smoke feature is now activated. (Allow 10 seconds to warm up.)



4) Special SINGLE SELECTIVE TRIGGER activates 1 or 2 barrel sounds. Pull trigger SLOWLY to hear each of the Barrel sounds.

EJECTING SHELLS WITH SMOKING CHAMBER



5) Hold shotgun with one hand, point shotgun upwards, with free hand press buttons on right and left side of shotgun at the same time.



6) Shotgun will swing open, shells will automatically eject and SMOKE will appear