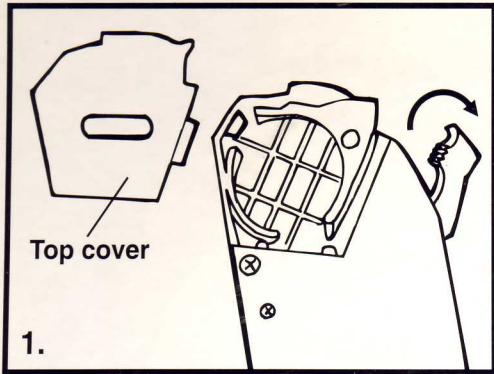
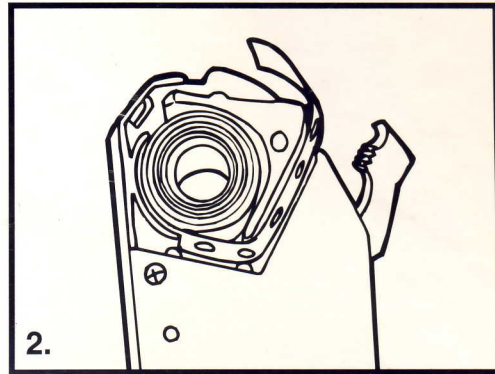


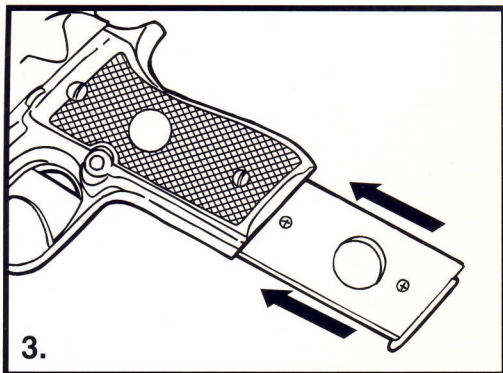
# INSTRUCTIONS



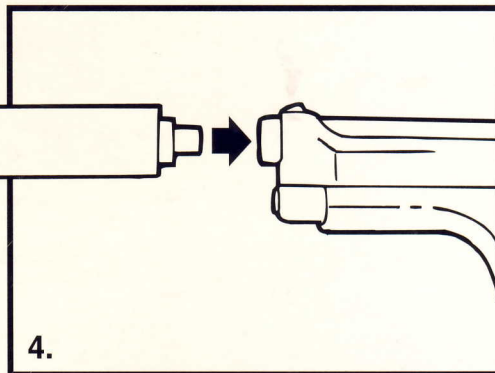
**To Load Caps: Remove top cover. Pull back hammer.**




**Insert Sure Shot® 50 Shot Roll Caps into the chamber. Feed roll caps upwards toward the hammer. Push hammer back and place cover back on.**



**To Load Clip: Press clip into the bottom of the guns handle until you hear it click.**



**To Attach Silencer: Gently press the smaller end of the silencer into the front of the gun.**




## SAFETY INSTRUCTIONS

### WARNING:

CAPS AND TOY GUNS MAY BE HAZARDOUS IF MISUSED. THESE SHOULD ONLY BE USED UNDER ADULT SUPERVISION. DO NOT FIRE INDOORS. DO NOT FIRE NEAR EYES, EARS OR BODY. DO NOT CARRY CAPS LOOSE IN A POCKET. EACH CAP CONTAINS LESS THAN 0.002 GRAINS OF POWDER.

**CONTAINS TOY GUN  
NOT FOR SALE IN  
NEW YORK**

Caution: This product can be mistaken for a real firearm by law enforcement officers or others. Altering the coloring or markings on this item to make this item look like a real firearm is dangerous and may be a crime, and brandishing or displaying such an altered item in public may cause confusion, may be a crime and can be dangerous.



**Pull back the slide strip each time before firing.**

STYLES MAY VARY