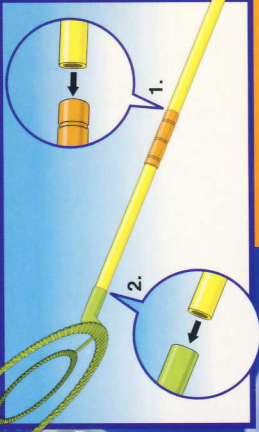



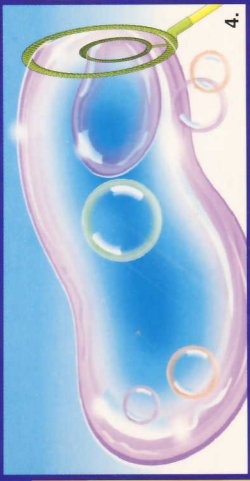
# INSTRUCTIONS



1. Insert stick end into connector.
2. Once assembled place stick into base of wand.



3. Add Super Miracle® Bubbles solution to dipping tray.



4. To form the perfect bubbles wave wand slow and steady from side to side into the air.

